


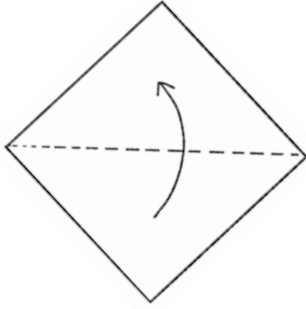
# How to make an origami paper cup

1



Start with a square piece of paper

2



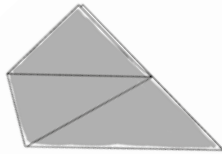
Fold the paper in half ...

3



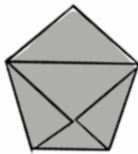
... to make a triangle

4



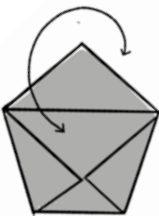
Fold one side of the triangle over

5



Fold the other side of the triangle over

6



Fold the top of the triangle down

7



Here is your cup!  
Have a drink of water!

